



## SPINNER || COAXIAL CONNECTORS 4.3-10



Edition 1.01/2013

**High Frequency Performance Worldwide**  
[www.spinner-group.com](http://www.spinner-group.com)



Three different coupling mechanisms

## SPINNER sets Standards in RF Technology ...

### ... 4.3-10 arrived to the Mobile Communication Market

There is a certain demand for smaller connectors in the mobile communication industry enabling base stations and antennas to become smaller while connecting the same amount of cables.

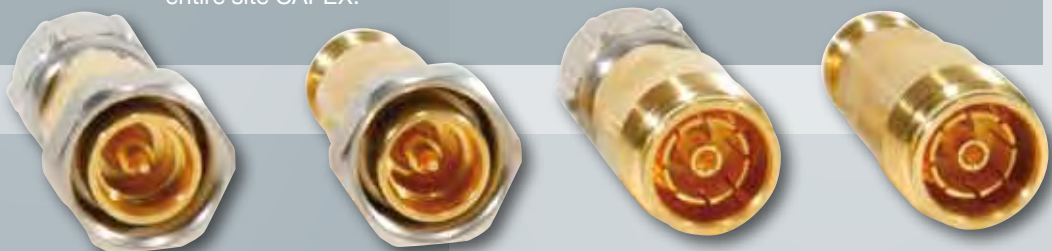
It has been the first time leading vendors teamed up to specify and develop a dedicated connector system for the needs of mobile communication industry. SPINNER sets standards in RF technology and has been one of the drivers for the new 4.3-10 connector system.

A major improvement of the 4.3-10 connector system is its reduction of required coupling torque, achieved by separating the electrical and mechanical reference planes. This enables the system to be installed without tools; therefore the connectors are available with screw, hand-screw and push-pull coupling mechanisms. Beside the more compact design which allows a higher connector density on equipment, the 4.3-10 connector system will support up to 500 Watt at 2 GHz.


### Your benefits, our products

SPINNER products are class leading in quality and performance and ensure the perfect and most cost efficient connection between base stations and antennas. Our high quality standards with regards to design, material and manufacturing ensure products supporting best possible connectivity, optimized installation and failure-free operation, even under toughest environmental conditions.

The benefits are obvious; lower OPEX and better utilization of the entire site CAPEX.




## Connector Systems in Comparison



Technical data	Type N	Type 4.1-9.5	Type 4.3-10	Type 7-16
Nominal impedance	50 Ω	50 Ω	<b>50 Ω</b>	50 Ω
Cut off frequency	19 GHz	14 GHz	<b>13 GHz</b>	8.3 GHz
Intermodulation (IM3) 2 x 20 W	typ. -155 dBc	typ. -165 dBc	<b>typ. -166 dBc</b>	typ. -165 dBc
Insulation resistance (initial)	≥ 5 GΩ	≥ 5 GΩ	<b>≥ 5 GΩ</b>	≥ 10 GΩ
Proof voltage at sea level	2.5 kV	2.5 kV	<b>2.5 kV</b>	3 kV
Working voltage at sea level	1.4 kV	1.7 kV	<b>1.8 kV</b>	2.7 kV
Power rating	450 W at 1 GHz 300 W at 2 GHz	650 W at 1 GHz 450 W at 2 GHz	<b>700 W at 1 GHz 500 W at 2 GHz</b>	1,200 W at 1 GHz 850 W at 2 GHz
Contacting outer conductor	Face contact	Face contact	<b>Contact bushing</b>	Face contact
Coupling mechanism	screw	screw	<b>screw, push-pull, hand-screw</b>	screw
Coupling torque	3.0 Nm	10 Nm	<b>5 Nm (screw only)</b>	30 Nm
Proof torque	4.0 Nm	15 Nm	<b>7 Nm (screw only)</b>	55 Nm
Tensile strength of coupling mechanism	450 N	550 N	<b>450 N</b>	1,000 N
Mechanical lifetime (operations)	500	500	<b>500</b>	500
Packaging density	1 inch 25.4 mm	1 inch 25.4 mm	<b>1 inch 25.4 mm</b>	1.26 inch 32 mm
Temperature range	-67 to 311 °F -55 to +155 °C	-67 to 311 °F -55 to +155 °C	<b>-67 to 311 °F -55 to +155 °C</b>	-67 to 311 °F -55 to +155 °C
Degree of protection (mated)	IP68	IP68	<b>IP68</b>	IP68



# Portfolio Excerpt



Jumper cables



Adapters




Fixed sockets



Cable connectors

Measurement equipment



Data subject to change without notice

SPINNER GmbH | Headquarters | Erzgiessereistr. 33 | 80335 München | Germany  
Tel.: +49 89 12601-0 | Fax: +49 89 12601-1292 | mc@spinner-group.com | www.spinner-group.com  
Certified according to DIN EN ISO 9001 / 14001